



UPHOLSTERY: VINTAGE 22006-67 BROWN

FRAME

All structural parts of the frame are made of solidwood.

SEAT CUSHION

SOFT COLD FOAM (COMFORT 4.04)

The core consists of bonell and 35 kg (N120) highly elastic cold foam, covered with fiber padding.

The cushion is not reversible.

BACK CUSHION

SOFT COLD FOAM (COMFORT 1.20)

The core consists of three layers of 30 kg (N40) highly elastic shape cut cold foam with various thicknesses, covered with fiber padding.

The cushion is reversible (not apply to leather).

SEAT CUSHION

SOFT FEATHER (COMFORT 4.03)

The core consists of bonell and 35 kg (N120) highly elastic cold foam with a siliconized fiber and feather top.

The cushion is not reversible.

BACK CUSHION

SOFT FEATHER (COMFORT 3.13)

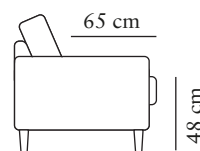
The inner cover is filled with a mix of siliconized fiber and feather.

The cushion is reversible (not apply to leather).

UPHOLSTERY

The style is fixed cover and available with fabric and leather.

The cushion cover, in fabric, can be removed and washed according to washing and care instructions.



LEGS



10001



20147

COLOURS



04
White
Pigmented Oak




12
Ash



05
Oiled Oak



09
Chrome



14
Powder
coated black

OPTIONS

Trays are available in the same color as the legs in wood.



ATTITUDE

burhéns

www.burbens.com


Measurements may vary +/-3%, depending on the choice of upholstery and combination.

1,5-MODULE
Art. Code: 3050-0000



width•depth•height
84x104x88

1,5-MODULE+TRAY L/R
Art. Code TRAY L: 4023-0000
Art. Code TRAY R: 4022-0000



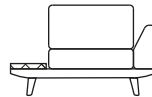
width•depth•height
115x104x88

1,5-MODULE+ARM 2 L/R
Art. Code ARM L: 4020-1021
Art. Code ARM R: 4020-1022



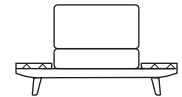
width•depth•height
108x104x88

TRAY+1,5-MODULE+ARM 2 L/R
Art. Code ARM L: 4021-1021
Art. Code ARM R: 4021-1022



width•depth•height
139x104x88

TRAY+1,5-MODULE+TRAY
Art. Code: 4024-0000



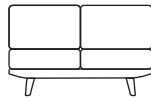
width•depth•height
146x104x88

ARM 2+1,5-MODULE+ARM 2
Art. Code: 4020-1023



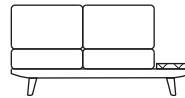
width•depth•height
132x104x88

2-MODULE
Art. Code: 3100-0000



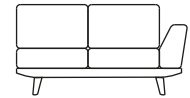
width•depth•height
133x104x88

2-MODULE+TRAY L/R
Art. Code TRAY L: 4046-0000
Art. Code TRAY R: 4045-0000



width•depth•height
164x104x88

2-MODULE+ARM 2 L/R
Art. Code ARM L: 4040-1021
Art. Code ARM R: 4040-1022



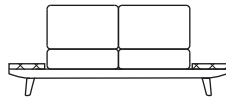
width•depth•height
157x104x88

TRAY+2-MODULE+ARM 2 L/R
Art. Code ARM L: 4044-1021
Art. Code ARM R: 4044-1022



width•depth•height
188x104x88

TRAY+2-MODULE+TRAY
Art. Code: 4047-0000



width•depth•height
195x104x88

ARM 2+2-MODULE+ARM 2
Art. Code: 4040-1023



width•depth•height
181x104x88

3-MODULE (2/2)
Art. Code: 3215-0000



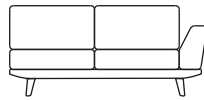
width•depth•height
183x104x88

3-MODULE (2/2)+TRAY L/R
Art. Code TRAY L: 4112-0000
Art. Code TRAY R: 4111-0000



width•depth•height
214x104x88

3-MODULE (2/2)+ARM 2 L/R
Art. Code ARM L: 4109-1021
Art. Code ARM R: 4109-1022



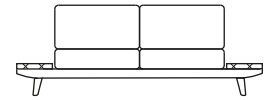
width•depth•height
207x104x88

TRAY+3-MODULE (2/2)+ARM 2 L/R
Art. Code ARM L: 4110-1021
Art. Code ARM R: 4110-1022



width•depth•height
237x104x88

TRAY+3-MODULE (2/2)+TRAY
Art. Code: 4113-0000



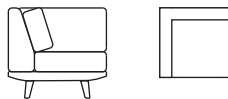
width•depth•height
244x104x88

ARM 2+3-MODULE (2/2)+ARM 2
Art. Code: 4109-1023




width•depth•height
231x104x88

C MODULE 90° STRAIGHT
Art. Code: 3401-0000



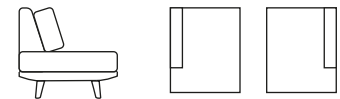
width•depth•height
102x102x88

CHL MODULE+ARM 2 L/R
Art. Code ARM L: 3595-1021
Art. Code ARM R: 3595-1022



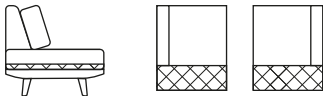
width•depth•height
83/107x161x88

END PART L/R
Art. Code L: 3550-0000
Art. Code R: 3560-0000



width•depth•height
104x131x88

END PART+TRAY L/R
Art. Code L: 3552-0000
Art. Code R: 3562-0000



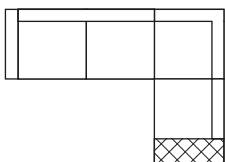
width•depth•height
104x131x88

FOOTSTOOL 1
Art. Code: 1050-0000



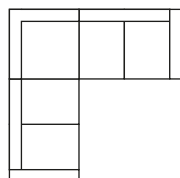
width•depth•height
100•100•45

ARM 2+3-MODULE (2)
+C MODULE 90° STRAIGHT
+END PART+TRAY R
Art. Code END PART L: 6148-1022
Art. Code END PART R: 6147-1021



width•depth•height
310x104/234x88

ARM 2+2-MODULE
+C MODULE 90° STRAIGHT
+2-MODULE+ARM 2
Art. Code: 5325-1023



width•depth•height
260x260x88