

# LEXUZ 105

burhéns

[www.burbhens.com](http://www.burbhens.com)



HARMONY 11228-73 DRIZZLE

## FRAME

All structural parts of the frame are made of solidwood.

## SEAT CUSHION

The core consists of 35 kg (N120) highly elastic shape cut cold foam covered with a mix of siliconized fiber and feather.

The cushion is reversible (not apply to leather).

## BACK CUSHION

### CASUAL

The core consists of 23 kg (N60) highly elastic shape cut cold foam covered with a mix of siliconized fiber and feather.

The cushion is reversible (not apply to leather).

### CHILL

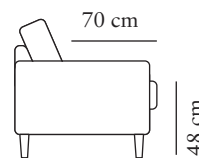
The inner cover is filled with a mix of siliconized fiber and feather.

The cushion is reversible (not apply to leather).


## UPHOLSTERY

This style is fixed and available with fabric and leather.

The cushion cover, in fabric, can be removed and washed according to washing and care instructions (not leather).



## LEGS



## COLOURS



# LEXUZ 105

**burhéns**

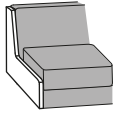
[www.burhens.com](http://www.burhens.com)

Measurements may vary +/-3%, depending on the choice of upholstery and combination.

If you choose armrest 1, 2, 3, 7 or 8 to one of the CHL modules, the ear on the Chaise lounge will decrease with 10 cm.

## ARMREST END PART

Art. Code L: 3671-0001  
Art. Code R: 3671-0002



width  
3 cm

## ARMREST 1

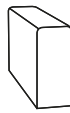
Art. Code L: 3000-1011  
Art. Code R: 3000-1012



width•depth•height  
15x105x54

## ARMREST 2

Art. Code L: 3000-1021  
Art. Code R: 3000-1022



width•depth•height  
22x105x54

## ARMREST 3

Art. Code L: 3000-1031  
Art. Code R: 3000-1032



width•depth•height  
21x105x59

## ARMREST 4

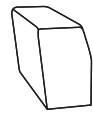
Art. Code L: 3000-1041  
Art. Code R: 3000-1042



width•depth•height  
25x105x62

## ARMREST 5

Art. Code L: 3000-1051  
Art. Code R: 3000-1052



width•depth•height  
34x105x53

## ARMREST 6

Art. Code L: 3000-1061  
Art. Code R: 3000-1062



width•depth•height  
24x105x59

## ARMREST 7

Art. Code L: 3000-1071  
Art. Code R: 3000-1072



width•depth•height  
28x105x59

## ARMREST 8

Art. Code L: 3000-1081  
Art. Code R: 3000-1082



width•depth•height  
25x105x58

## ARMREST 9

Art. Code L: 3000-1091  
Art. Code R: 3000-1092



width•depth•height  
20x105x62

## 1-MODULE

Art. Code: 3010



width•depth•height  
65x105x92

## 1,5-MODULE

Art. Code: 3050



width•depth•height  
100x105x92

## 2-MODULE

Art. Code: 3100



width•depth•height  
130x105x92

## 2,5-MODULE

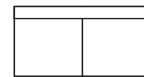
Art. Code: 3150



width•depth•height  
160x105x92

## 3-MODULE (2)

Art. Code: 3200



width•depth•height  
195x105x92

## 3-MODULE (3)

Art. Code: 3250



width•depth•height  
195x105x92

## C MODULE 90°

Art. Code: 3400



width•depth•height  
118x118x92

## C MODULE 45°

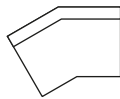
Art. Code: 3440



width•depth•height  
118/40x94x92

## C MODULE 30°

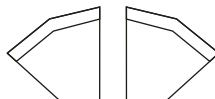
Art. Code: 3490



width•depth•height  
141x126/105x92

## C MODULE MULTI L/R

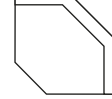
Art. Code L: 3460  
Art. Code R: 3470



width•depth•height  
138x167x92

## C MODULE EQUAL

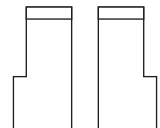
Art. Code: 3480



width•depth•height  
148x148x92

## CHL MODULE SMALL L/R

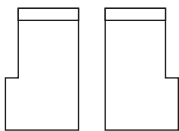
Art. Code L: 3595  
Art. Code R: 3596



width•depth•height  
65/95x167x92

## CHL MODULE LARGE L/R

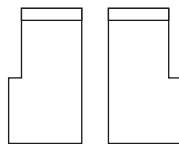
Art. Code L: 3600  
Art. Code R: 3610



width•depth•height  
98/131x167x92

## CHL MODULE X-LARGE L/R

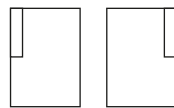
Art. Code L: 3620  
Art. Code R: 3630



width•depth•height  
98/131x187x92

## END PART MODULE L/R

Art. Code L: 3550  
Art. Code R: 3560



width•depth•height  
112x178x92

## FOOTSTOOL 1

Art. Code: 1050-0000



width•depth•height  
80x60x48

## FOOTSTOOL 2

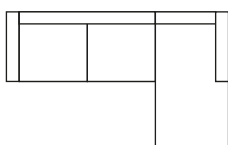
Art. Code: 1051-0000



width•depth•height  
120x80x48

## ARM 4+3-MODULE (2) +CHL MODULE X-LARGE L/R+ARM 4

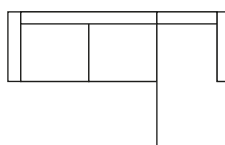
Art. Code CHL L: 4680-1043  
Art. Code CHL R: 4660-1043



width•depth•height  
344x105/187x92

## ARM 9+3-MODULE (2) +CHL MODULE X-LARGE L/R+ARM 9

Art. Code CHL L: 4680-93  
Art. Code CHL R: 4660-93



width•depth•height  
334x105/187x92